

Water Treatment



ATHENA BX

ELECTROMAGNETIC DOSING PUMPS



Main characteristics

- PVDF PUMP HEAD suitable for chemical used in the Industrial, Waste Water Treatment and Potable Water applications
- CERAMIC BALL full chemical compatibility
- PTFE DIAPHRAGM unique life expectancy and compatibility with most chemicals
- STEADY DOSING Stabilized Multi Power Supply 100÷240 Vac 50/60 Hz with reduced consumption
- QUICK CONNECTIONS
- MANUAL PRIMING VALVE
- IP65 PROTECTION
- ADJUSTABLE FLOW RATE by a knob on the Front Panel
- POWER-ON and LEVEL ALARMS LED
- 0÷20%, 0÷100% double manual flow regulation

Water Treatment

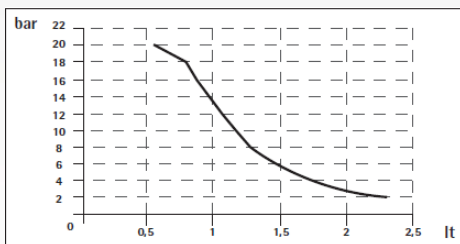


Athena – Performance data

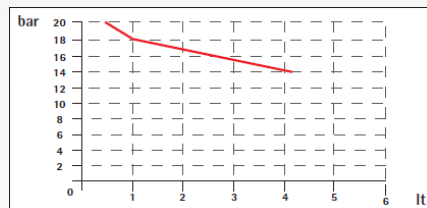
PERFORMANCES TEST HAS BEEN DONE AT AMBIENT TEMPERATURE, WITH WATER, AT 1,5 mt SUCTION HEIGHT

FLOW RATES	PRESSURES	CC/IMP.	CONNECTIONS	STROKES/MIN.	CONSUMPTION	WEIGHT	MODEL
0,4 l/h	20 bar	0,06	4x6 - 4x7	120	14 watt	3 kg	Athena low flow
0,8 l/h	16 bar	0,11	4x6 - 4x7	120	14 watt	3 kg	
1,2 l/h	10 bar	0,16	4x6 - 4x7	120	14 watt	3 kg	
1,5 l/h	6 bar	0,21	4x6 - 4x7	120	14 watt	3 kg	
1,5 l/h	20 bar	0,21	4x6 - 4x7	120	20 watt	3 kg	Athena 1
2 l/h	18 bar	0,28	4x6 - 4x7	120	20 watt	3 kg	
3 l/h	12 bar	0,31	4x6	160	20 watt	3 kg	Athena 2
4 l/h	10 bar	0,42	4x6	160	20 watt	3 kg	
5 l/h	8 bar	0,52	4x6	160	20 watt	3 kg	
8 l/h	2 bar	0,83	4x6	160	20 watt	3 kg	
7 l/h	16 bar	0,39	4x6	300	40 watt	4 kg	Athena 3
10 l/h	10 bar	0,55	4x6	300	40 watt	4 kg	
14 l/h	6 bar	0,78	4x6	300	40 watt	4 kg	
16 l/h	2 bar	0,89	4x6	300	40 watt	4 kg	
30 l/h	5 bar	1,67	8x12	300	40 watt	4 kg	Athena 4
40 l/h	4 bar	2,22	8x12	300	40 watt	4 kg	
55 l/h	2 bar	3,05	8x12	300	40 watt	4 kg	
110 l/h	0,1 bar	6,11	8x12	300	40 watt	4 kg	

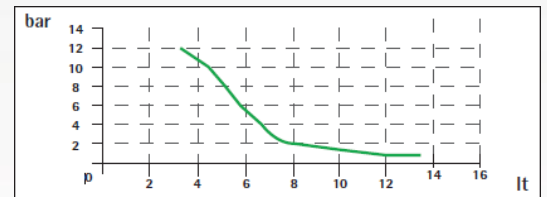
Athena low flow



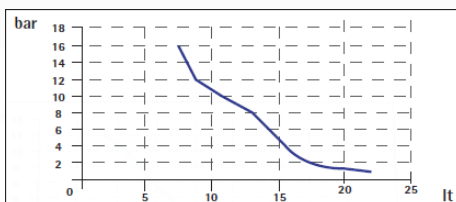
Athena 1



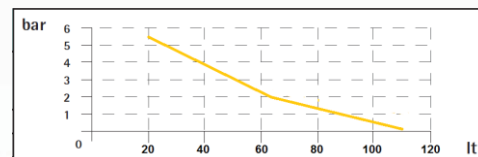
Athena 2



Athena 3



Athena 4



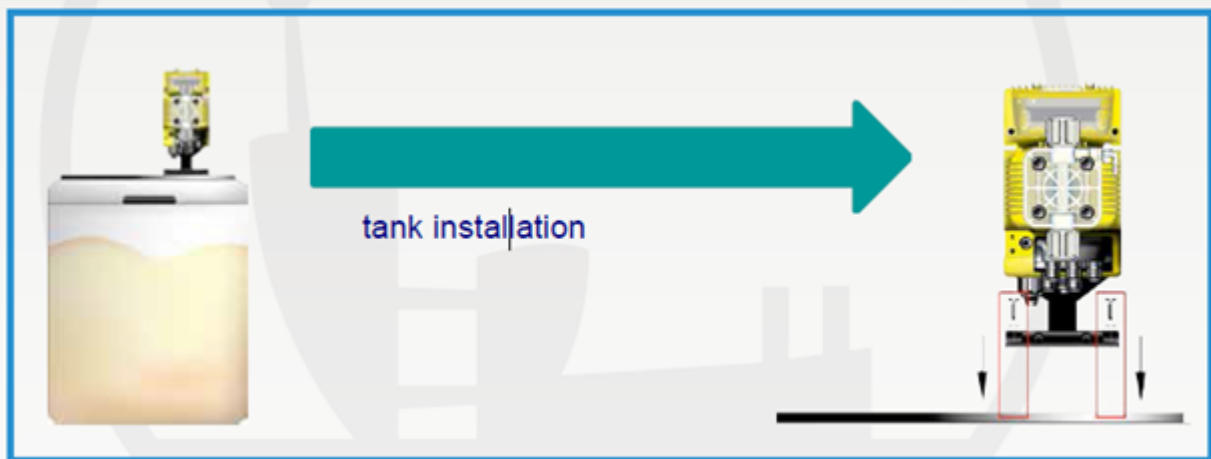
Water Treatment



Main application

- Electroplating industry, Pickling, Degreasing and metal treatments generally
- Cooling Tower
- Potable water application
- Reverse osmosis application
- Paper industry
- Ceramic industry

Example of installation




Water Treatment





Installation kit



Accessories


AC.VSA (ATHENA.1 .2 .3)	
	<ul style="list-style-type: none"> • Pvd f Pump head with automatic bleed valve • Flow reduction, according to the quantity of air in the liquid



AC.VM PVDF	
	<ul style="list-style-type: none"> • Multifunction valve, anti-syphon, backpressure, safety • PVDF body, PTFE membrane • Adjustable Pressure 0-5 bar • Relief Pressure 0-18 bar

AC.SF	
	<ul style="list-style-type: none"> • PVC Flow sensor • FPM Seals • 4x6 / 8x12 connections

AC.VS	
	<ul style="list-style-type: none"> • Back-pressure valve up to 10 bar • PTFE diaphragm

AC.ST	
	<ul style="list-style-type: none"> • Horizontal base mounting bracket

PRIMING AID	
	<ul style="list-style-type: none"> • Capacity: 300 ml • PVC body • FPM seals • Connections: 4x6mm - 8x12mm

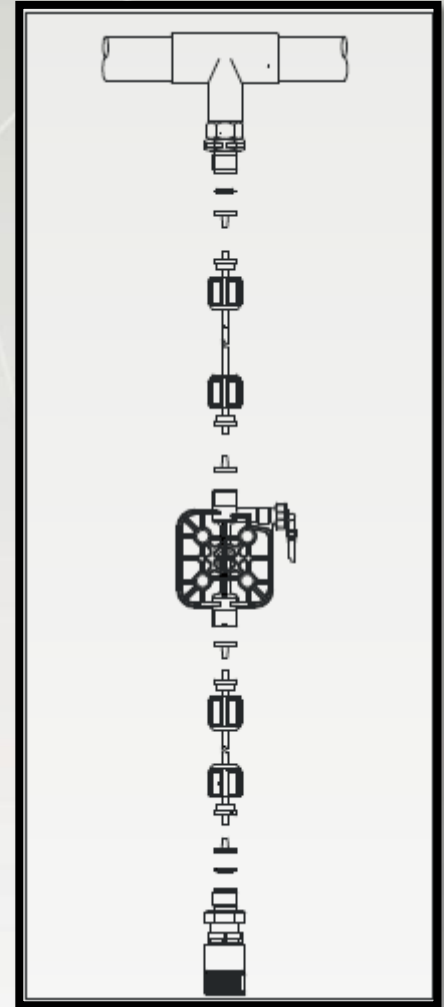
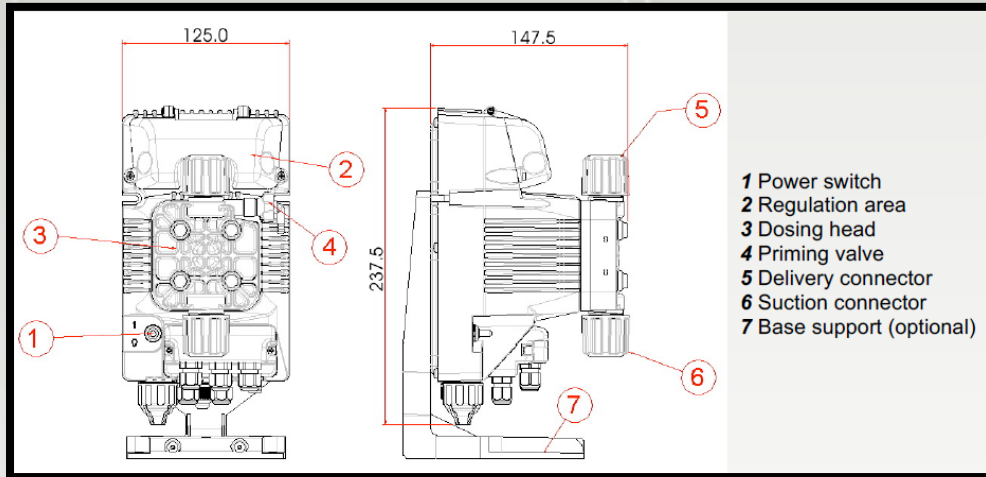
AC.VIE	
	<ul style="list-style-type: none"> • Extractable injection valve PVC 1/2" g.m. IN - 1/2" g.m. OUT
	<ul style="list-style-type: none"> • Extractable injection valve with ball valve PVC 1/2" g.m. IN - 1/2" g.m. OUT

Water Treatment



Dimensional

Plumbing



Fixing templates

